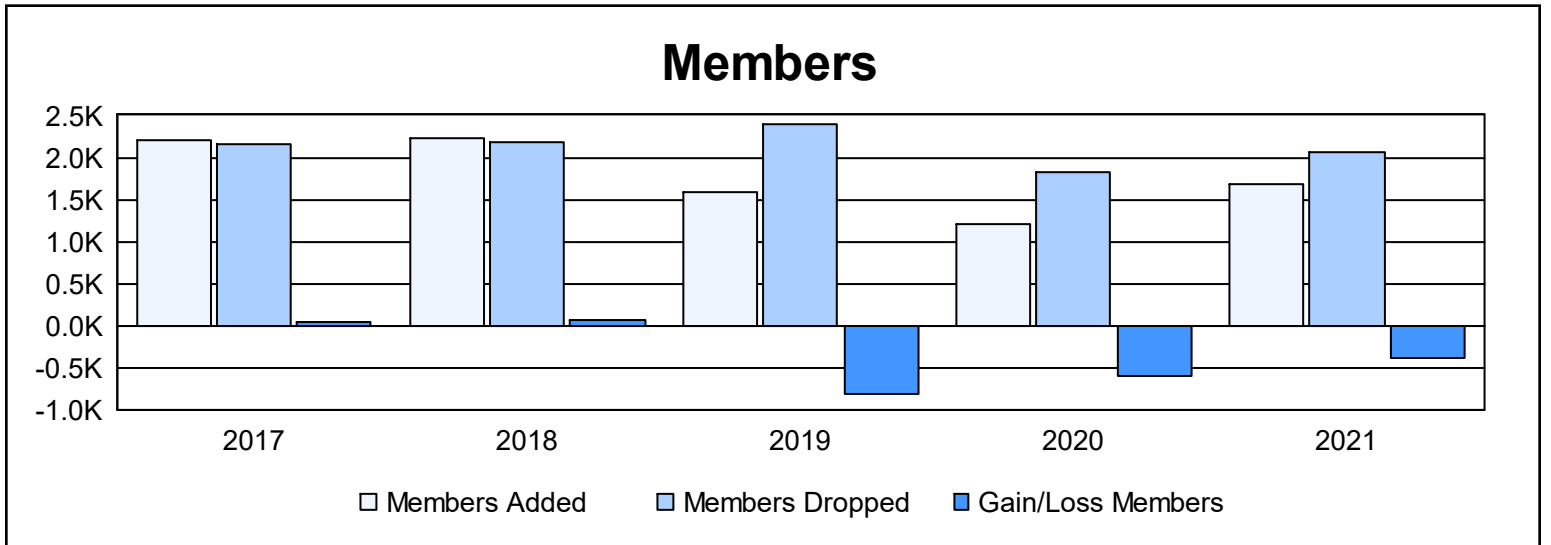
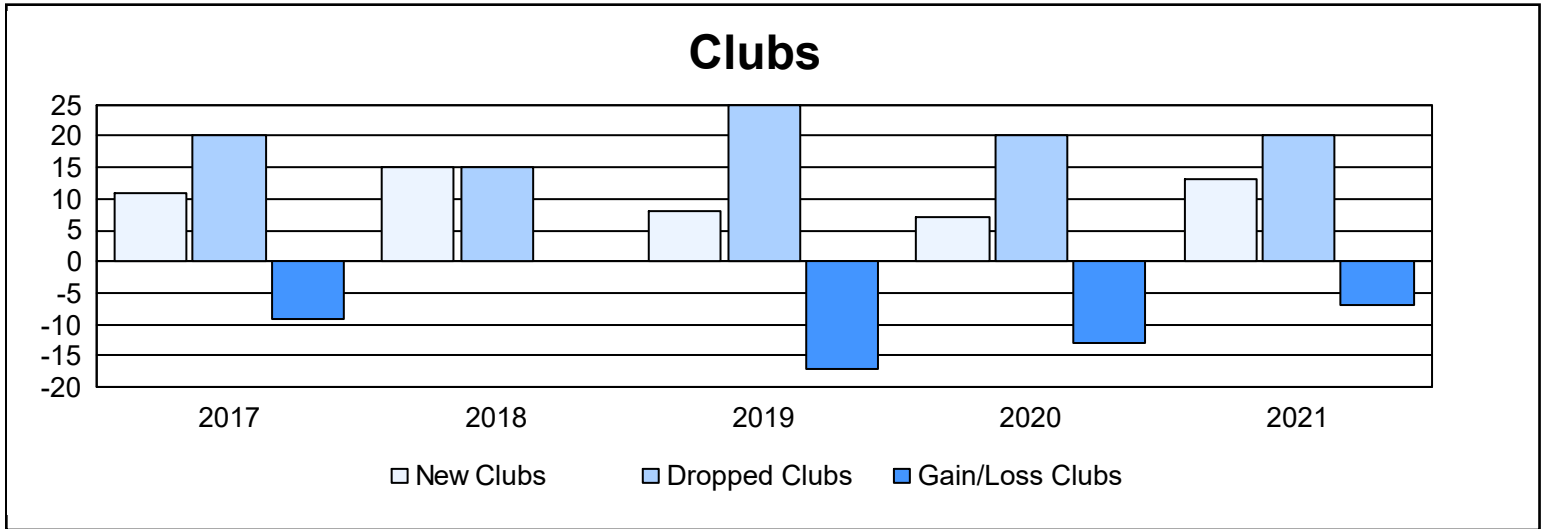
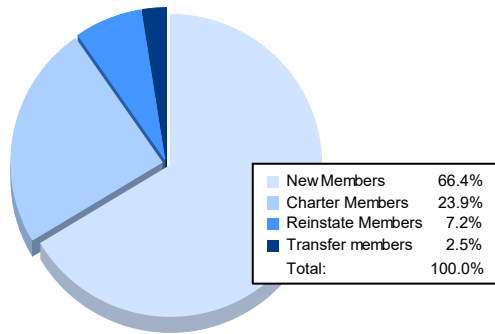


| Year | New Clubs | Dropped Clubs | Gain/ Loss Clubs | New Members | Charter Members | Reinstate Members | Transfer Members | Total Member Added | Total Members Dropped | Gain/ Loss Members |
|----------------|-----------|---------------|------------------|--------------|-----------------|-------------------|------------------|--------------------|-----------------------|--------------------|
| 2016-2017 | 11 | 20 | -9 | 1,765 | 306 | 84 | 51 | 2,206 | 2,157 | 49 |
| 2017-2018 | 15 | 15 | 0 | 1,650 | 424 | 88 | 61 | 2,223 | 2,170 | 53 |
| 2018-2019 | 8 | 25 | -17 | 1,223 | 221 | 66 | 84 | 1,594 | 2,398 | -804 |
| 2019-2020 | 7 | 20 | -13 | 866 | 204 | 85 | 61 | 1,216 | 1,820 | -604 |
| 2020-2021 | 13 | 20 | -7 | 1,116 | 402 | 121 | 42 | 1,681 | 2,057 | -376 |
| Average | 11 | 20 | -9 | 1,324 | 311 | 89 | 60 | 1,784 | 2,120 | -336 |



Membership Composition June 2021 Cumulative



Gender Composition June 2021 Cumulative

